

**GCSE
COMBINED SCIENCE: TRILOGY
8464/B/1F**

Biology Paper 1F

Mark scheme

June 2023

Version: 1.0 Final



Mark schemes are prepared by the Lead Assessment Writer and considered, together with the relevant questions, by a panel of subject teachers. This mark scheme includes any amendments made at the standardisation events which all associates participate in and is the scheme which was used by them in this examination. The standardisation process ensures that the mark scheme covers the students' responses to questions and that every associate understands and applies it in the same correct way. As preparation for standardisation each associate analyses a number of students' scripts. Alternative answers not already covered by the mark scheme are discussed and legislated for. If, after the standardisation process, associates encounter unusual answers which have not been raised they are required to refer these to the Lead Examiner.

It must be stressed that a mark scheme is a working document, in many cases further developed and expanded on the basis of students' reactions to a particular paper. Assumptions about future mark schemes on the basis of one year's document should be avoided; whilst the guiding principles of assessment remain constant, details will change, depending on the content of a particular examination paper.

Further copies of this mark scheme are available from aqa.org.uk

Copyright information

AQA retains the copyright on all its publications. However, registered schools/colleges for AQA are permitted to copy material from this booklet for their own internal use, with the following important exception: AQA cannot give permission to schools/colleges to photocopy any material that is acknowledged to a third party even for internal use within the centre.

Copyright © 2023 AQA and its licensors. All rights reserved.

Information to Examiners

1. General

The mark scheme for each question shows:

- the marks available for each part of the question
- the total marks available for the question
- the typical answer or answers which are expected
- extra information to help the examiner make their judgement
- the Assessment Objectives and specification content that each question is intended to cover.

The extra information is aligned to the appropriate answer in the left-hand part of the mark scheme and should only be applied to that item in the mark scheme.

At the beginning of a part of a question a reminder may be given, for example: where consequential marking needs to be considered in a calculation; or the answer may be on the diagram or at a different place on the script.

In general the right-hand side of the mark scheme is there to provide those extra details which confuse the main part of the mark scheme yet may be helpful in ensuring that marking is straightforward and consistent (for example, a scientifically correct answer that could not reasonably be expected from a student's knowledge of the specification).

2. Emboldening and underlining

- 2.1** In a list of acceptable answers where more than one mark is available 'any **two** from' is used, with the number of marks emboldened. Each of the following bullet points is a potential mark.
- 2.2** A bold **and** is used to indicate that both parts of the answer are required to award the mark.
- 2.3** Alternative answers acceptable for a mark are indicated by the use of **or**.
Alternative words in the mark scheme are shown by a solidus eg allow smooth / free movement.
- 2.4** Any wording that is underlined is essential for the marking point to be awarded.

3. Marking points

3.1 Marking of lists

This applies to questions requiring a set number of responses, but for which students have provided extra responses. The general principle to be followed in such a situation is that 'right + wrong = wrong'.

Each error / contradiction negates each correct response. So, if the number of errors / contradictions equals or exceeds the number of marks available for the question, no marks can be awarded.

However, responses considered to be neutral (indicated as * in example 1) are not penalised.

Example 1: What is the pH of an acidic solution?

[1 mark]

Student	Response	Marks awarded
1	green, 5	0
2	red*, 5	1
3	red*, 8	0

Example 2: Name **two** magnetic materials.

[2 marks]

Student	Response	Marks awarded
1	iron, steel, tin	1
2	cobalt, nickel, nail*	2

3.2 Use of symbols / formulae

If a student writes a chemical symbol / formula instead of a required chemical name, or uses symbols to denote quantities in a physics equation, full credit can be given if the symbol / formula is correct and if, in the context of the question, such action is appropriate.

3.3 Marking procedure for calculations

Marks should be awarded for each stage of the calculation completed correctly, as students are instructed to show their working. At any point in a calculation students may omit steps from their working. If a subsequent step is given correctly, the relevant marks may be awarded.

Full marks are **not** awarded for a correct final answer from incorrect working.

3.4 Interpretation of 'it'

Answers using the word 'it' should be given credit only if it is clear that the 'it' refers to the correct subject.

3.5 Errors carried forward

An error can be carried forward from one question part to the next and is shown by the abbreviation 'ecf'.

Within an individual question part, an incorrect value in one step of a calculation does not prevent all of the subsequent marks being awarded.

3.6 Phonetic spelling

Marks should be awarded if spelling is not correct but the intention is clear, **unless** there is a possible confusion with another technical term.

3.7 Brackets

(.....) are used to indicate information which is not essential for the mark to be awarded but is included to help the examiner identify the sense of the answer required.

3.8 Allow

In the mark scheme additional information, 'allow' is used to indicate creditworthy alternative answers.

3.9 Ignore

Ignore is used when the information given is irrelevant to the question or not enough to gain the marking point. Any further correct amplification could gain the marking point.

3.10 Do **not** accept

Do **not** accept means that this is a wrong answer which, even if the correct answer is given as well, will still mean that the mark is not awarded.

3.11 Numbered answer lines

Numbered lines on the question paper are intended to support the student to give the correct number of responses. The answer should still be marked as a whole.

4. Level of response marking instructions

Extended response questions are marked on level of response mark schemes.

- Level of response mark schemes are broken down into levels, each of which has a descriptor.
- The descriptor for the level shows the average performance for the level.
- There are two marks in each level.

Before you apply the mark scheme to a student's answer, read through the answer and, if necessary, annotate it (as instructed) to show the qualities that are being looked for. You can then apply the mark scheme.

Step 1: Determine a level

Start at the lowest level of the mark scheme and use it as a ladder to see whether the answer meets the descriptor for that level.

The descriptor for the level indicates the different qualities that might be seen in the student's answer for that level. If it meets the lowest level then go to the next one and decide if it meets this level, and so on, until you have a match between the level descriptor and the answer. With practice and familiarity you will find that for better answers you will be able to quickly skip through the lower levels of the mark scheme.

When assigning a level you should look at the overall quality of the answer. Do **not** look to penalise small and specific parts of the answer where the student has not performed quite as well as the rest. If the answer covers different aspects of different levels of the mark scheme you should use a best fit approach for defining the level.

Use the variability of the response to help decide the mark within the level, ie if the response is predominantly level 2 with a small amount of level 3 material it would be placed in level 2 but be awarded a mark near the top of the level because of the level 3 content.

Step 2: Determine a mark

Once you have assigned a level you need to decide on the mark. The descriptors on how to allocate marks can help with this. The exemplar materials used during standardisation will help. There will be an answer in the standardising materials which will correspond with each level of the mark scheme. This answer will have been awarded a mark by the Lead Examiner. You can compare the student's answer with the example to determine if it is the same standard, better or worse than the example. You can then use this to allocate a mark for the answer based on the Lead Examiner's mark on the example.

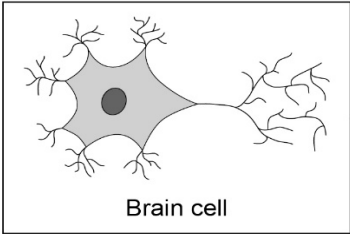
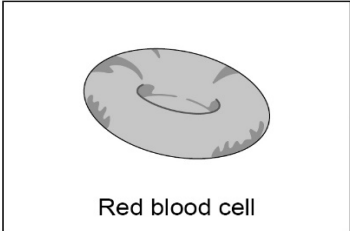
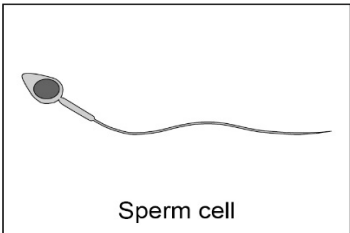
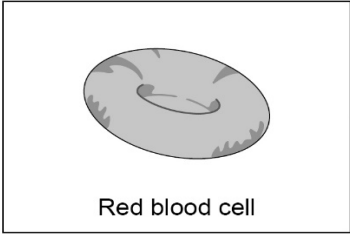
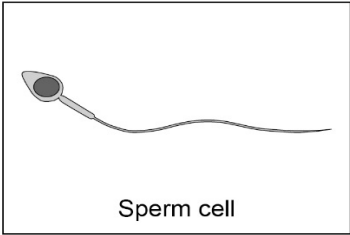
















You may well need to read back through the answer as you apply the mark scheme to clarify points and assure yourself that the level and the mark are appropriate.

Indicative content in the mark scheme is provided as a guide for examiners. It is not intended to be exhaustive and you must credit other valid points. Students do not have to cover all of the points mentioned in the indicative content to reach the highest level of the mark scheme.

You should ignore any irrelevant points made. However, full marks can be awarded only if there are no incorrect statements that contradict a correct response.

An answer which contains nothing of relevance to the question must be awarded no marks.

Question 1

Question	Answers	Mark	AO / Spec. Ref.															
01.1	<table border="0" style="width: 100%; border-collapse: collapse;"> <thead> <tr> <th style="text-align: center; border: none;">Type of cell</th> <th style="border: none;"></th> <th style="text-align: center; border: none;">Organ system</th> </tr> </thead> <tbody> <tr> <td style="border: 1px solid black; padding: 5px; text-align: center;">  Brain cell </td> <td style="border: none; text-align: center; vertical-align: middle;">   </td> <td style="border: 1px solid black; padding: 5px; text-align: center;">Circulatory system</td> </tr> <tr> <td style="border: 1px solid black; padding: 5px; text-align: center;">  Red blood cell </td> <td style="border: none; text-align: center; vertical-align: middle;"> </td> <td style="border: 1px solid black; padding: 5px; text-align: center;">Nervous system</td> </tr> <tr> <td style="border: 1px solid black; padding: 5px; text-align: center;">  Sperm cell </td> <td style="border: none; text-align: center; vertical-align: middle;">   </td> <td style="border: 1px solid black; padding: 5px; text-align: center;">Reproductive system</td> </tr> <tr> <td style="border: none;"></td> <td style="border: none;"></td> <td style="border: 1px solid black; padding: 5px; text-align: center;">Respiratory system</td> </tr> </tbody> </table> <p style="margin-top: 10px;">do not accept more than one line from a box on the left</p>	Type of cell		Organ system	 Brain cell	 	Circulatory system	 Red blood cell		Nervous system	 Sperm cell	 	Reproductive system			Respiratory system	<p>1</p> <p>1</p> <p>1</p>	<p>AO2 4.1.1.3 4.2.1 4.2.2.2 4.2.2.3</p>
Type of cell		Organ system																
 Brain cell	 	Circulatory system																
 Red blood cell		Nervous system																
 Sperm cell	 	Reproductive system																
		Respiratory system																

Question	Answers	Extra information	Mark	AO / Spec. Ref.
01.2	has a tail	allow has flagellum	1	AO1 4.1.1.2
	(so) it can swim	allow so it can move / travel	1	4.1.1.3
	OR	allow for energy do not accept energy is made / produced / created		
	has (many) mitochondria (1) to transfer / release / energy (for sperm to swim) (1)			
	OR			
	has enzyme(s) (1) to penetrate into the egg (1)			
	OR			
	is streamlined (1) to swim faster (1)			
	OR			
	has 23 chromosomes (1) to produce 46 chromosomes in fertilised cell (1)	allow a correct adaptation (1) and linked explanation (1)		

Question	Answers	Extra information	Mark	AO / Spec. Ref.
01.3	any one from: (cell in Figure 1) does not have <ul style="list-style-type: none"> • a (cell) wall • a (large) vacuole • chloroplasts 	ignore chlorophyll	1	AO2 4.1.1.2

Question	Answers	Extra information	Mark	AO / Spec. Ref.
01.4	cell membrane		1	AO1 4.1.1.2

Question	Answers	Extra information	Mark	AO / Spec. Ref.
01.5	diffusion		1	AO3
	Reason: concentration (of oxygen) is greater outside the cell or concentration (of oxygen) is lower inside the cell	allow (oxygen moves) from a high concentration to a low concentration allow there is more (oxygen) outside the cell (than inside the cell) allow there is less (oxygen) inside the cell (than outside the cell) ignore oxygen moves along a concentration gradient	1	AO2 4.1.3.1

Question	Answers	Extra information	Mark	AO / Spec. Ref.
01.6	any two from: <ul style="list-style-type: none">• glucose / sugar• water• amino acids• fatty acids• glycerol• mineral ions	ignore oxygen allow H ₂ O allow minerals / salts / vitamins / hormones allow named ion / mineral / vitamin / hormone ignore carbon dioxide ignore urea	2	AO2 4.1.3.1 4.2.2.1 4.2.2.3 4.4.2.1 4.4.2.3
Total Question 1			11	

Question 2

Question	Answers	Extra information	Mark	AO / Spec. Ref.
02.1	C		1	AO1 4.2.1 4.2.2.1

Question	Answers	Extra information	Mark	AO / Spec. Ref.
02.2	sugars		1	AO1 4.2.2.1

Question	Answers	Extra information	Mark	AO / Spec. Ref.
02.3	small intestine		1	AO1 4.2.2.1

Question	Answers	Extra information	Mark	AO / Spec. Ref.
02.4	pH of the amylase solution		1	AO1 4.2.2.1 RPA4

Question	Answers	Extra information	Mark	AO / Spec. Ref.
02.5	<input checked="" type="radio"/> black		1	AO2 4.2.2.1 RPA3 RPA4
	<input type="radio"/> orange		1	

Question	Answers	Extra information	Mark	AO / Spec. Ref.
02.6	3(.0 minutes)	allow any value in the range 2.51 to 3.0 (minutes) do not accept 2.5 (minutes)	1	AO3 4.2.2.1 RPA3 RPA4

Question	Answers	Extra information	Mark	AO / Spec. Ref.
02.7	pH 7		1	AO3 4.2.2.1 RPA3 RPA4

Total Question 2	8
-------------------------	----------

Question 3

Question	Answers	Extra information	Mark	AO / Spec. Ref.
03.1	soil	allow ground ignore air ignore rain ignore roots	1	AO1 4.4.1.1 4.2.3.2

Question	Answers	Extra information	Mark	AO / Spec. Ref.
03.2	transpiration		1	AO1 4.2.3.2

Question	Answers	Extra information	Mark	AO / Spec. Ref.
03.3	510.7 – 9(.0) or 503.5 – 1.8		1	AO2 4.2.3.2
	501.7 (grams)		1	

Question	Answers	Extra information	Mark	AO / Spec. Ref.
03.4	1.8 grams/hour		1	AO2 4.2.3.2

Question	Answers	Extra information	Mark	AO / Spec. Ref.
03.5	straight line drawn from 0,0 to 5 hours	ignore any extrapolations	1	AO2
	at a less steep gradient below the line on Figure 5		1	AO3 4.2.3.2

Question	Answers	Extra information	Mark	AO / Spec. Ref.
03.6	any one from: <ul style="list-style-type: none"> • increase air movement • increase light intensity • decrease humidity 	ignore references to temperature ignore references to the bag allow descriptions of how changes could be achieved experimentally eg use a fan	1	AO3 4.2.3.2

Total Question 3	8
-------------------------	----------

Question 4

Question	Answers	Extra information	Mark	AO / Spec. Ref.
04.1	A		1	AO1 4.2.2.2

Question	Answers	Extra information	Mark	AO / Spec. Ref.
04.2	left ventricle		1	AO1 4.2.2.2

Question	Answers	Extra information	Mark	AO / Spec. Ref.
04.3	coronary artery		1	AO1 4.2.2.2 4.2.2.4

Question	Answers	Extra information	Mark	AO / Spec. Ref.
04.4	vein		1	AO1 4.2.2.2

Question	Answers	Extra information	Mark	AO / Spec. Ref.
04.5	to stop blood flowing in the wrong direction	allow to stop blood flowing backwards allow to stop backflow (of blood) allow to keep blood flowing in the correct direction	1	AO1 4.2.2.2

Question	Answers	Extra information	Mark	AO / Spec. Ref.
04.6	walls that are one cell thick	allow thin walls ignore thin unqualified do not accept references to cell walls	1	AO1 4.2.2.2
	(so) there is a short diffusion distance	allow (so) substances can move (quickly) between blood and cells / tissues allow (so) diffusion / movement can happen faster allow (so) there is a short distance for substances to move	1	
	OR			
	large surface area (to volume ratio) (1)			
	for exchange of substances (1)	allow (so) more substances can diffuse / move at the same time (1)		
		allow (very) narrow (1) (so) are close to cells (1)		

Question	Answers	Extra information	Mark	AO / Spec. Ref.
04.7	5×10^6		1	AO2 4.2.2.3

Question	Answers	Mark	AO / Spec. Ref.
04.8	<p>Description</p> <p>Person most likely to have an infection</p> <p>Person whose blood will not clot properly</p> <p>Person in Table 2</p> <p>Person W</p> <p>Person X</p> <p>Person Y</p> <p>Person Z</p> <p>do not accept more than one line from a box on the left</p>	1 1	AO3 4.2.2.3

Question	Answers	Extra information	Mark	AO / Spec. Ref.
04.9	more oxygen (can be transported / carried)	allow red blood cells carry oxygen	1	AO2 4.2.2.3 4.4.2.1
	(oxygen) is needed for (aerobic) respiration	allow (so) less anaerobic respiration	1	4.4.2.2
	(so) more energy can be transferred / released	do not accept energy is made / produced / created	1	

Total Question 4	13
-------------------------	-----------

Question 5

Question	Answers	Extra information	Mark	AO / Spec. Ref.
05.1	(A) trachea	must be in this order	1	AO1 4.2.1
	(B) bronchus		1	4.2.2.2

Question	Answers	Extra information	Mark	AO / Spec. Ref.
05.2	D		1	AO1 4.2.2.2

Question	Answers	Extra information	Mark	AO / Spec. Ref.
05.3	any two from: <ul style="list-style-type: none"> • many alveoli • large surface area • short diffusion distance • wall of alveolus only one cell thick • wall of blood capillaries only one cell thick • good blood supply • well ventilated 	allow short distance for gas to travel across allow (wall of) alveolus is thin do not accept cell wall allow thin (wall of) blood capillary do not accept cell wall ignore moist	2	AO1 4.2.2.2 4.1.3.1

Question	Answers	Mark	AO / Spec. Ref.
05.4	Level 2: Relevant points (reasons / causes) are identified, given in detail and logically linked to form a clear account.	3–4	AO2 4.2.2.2 4.4.2.1
	Level 1: Points are identified and stated simply, but their relevance is not clear and there is no attempt at logical linking.	1–2	
	No relevant content	0	
	Indicative content <ul style="list-style-type: none"> • less oxygen in exhaled air (than inhaled air) <ul style="list-style-type: none"> ○ (because) the body has used some oxygen ○ for respiration • more carbon dioxide in exhaled air (than inhaled air) <ul style="list-style-type: none"> ○ (because) carbon dioxide is produced in respiration ○ carbon dioxide can cause poisoning (in high concentration) ○ (so) needs to be removed from the body • no difference in the percentage of nitrogen in inhaled and exhaled air <ul style="list-style-type: none"> ○ (because) nitrogen is not used by the body • more water vapour / moisture in air breathed out <ul style="list-style-type: none"> ○ (because) water is produced in respiration • exhaled air is warmer (than inhaled air) <ul style="list-style-type: none"> ○ (because) energy is transferred during respiration ○ thermal energy of body warms the exhaled air <p>For Level 2, explanation(s) and difference(s) must be given</p>		

Question	Answers	Extra information	Mark	AO / Spec. Ref.
05.5	any one from: <ul style="list-style-type: none">• there are other gases present• water (vapour) is present• the numbers are rounded	allow named gas eg argon	1	AO3 4.2.2.2 4.4.2.1

Total Question 5	10
-------------------------	-----------

Question 6

Question	Answers	Extra information	Mark	AO / Spec. Ref.
06.1	cancer		1	AO1 4.2.2.7 4.2.2.6

Question	Answers	Extra information	Mark	AO / Spec. Ref.
06.2	any one from: <ul style="list-style-type: none"> • (coronary) heart disease / CHD / cardiovascular disease • diabetes 	ignore cancer allow atherosclerosis ignore heart attack allow high blood pressure allow stroke / asthma / depression / gallstones / (osteo)arthritis allow sleep apnoea	1	AO1 4.2.2.4 4.2.2.5 4.2.2.6

Question	Answers	Extra information	Mark	AO / Spec. Ref.
06.3	any one from: <ul style="list-style-type: none"> • taxes on high energy / fat / sugar foods • education (about diet and health) • (government) advertising • restrict media advertising of high energy / fat / sugar foods • information on food labels • help / advice / groups for obese people via the NHS • calorie information on restaurant / takeaway menus • regulation of supermarket offers on high sugar / fat / energy foods • regulation of type of foods for sale near checkouts • exercise campaigns 	allow increase the price on high energy / fat / sugar foods	1	AO3 4.2.2.5 4.2.2.6

Question	Answers	Extra information	Mark	AO / Spec. Ref.
06.4	$\text{BMI} = \frac{69}{1.64^2}$	allow $\text{BMI} = \frac{69}{1.64 \times 1.64}$ allow $\text{BMI} = \frac{69}{2.6896}$	1	AO2
	BMI = 25.6(5437....)	allow 26 or 25.7	1	AO2
	(the person's BMI category is) overweight	must be consistent with their calculated BMI value	1	AO3 4.2.2.5 4.2.2.6

Question	Answers	Extra information	Mark	AO / Spec. Ref.
06.5	<p>any one from:</p> <ul style="list-style-type: none"> women will gain mass / weight (during pregnancy) (developing) baby will increase mass / weight of woman 	allow BMI (of woman) will increase (during pregnancy)	1	AO3 4.2.2.5 4.2.2.6

Question	Answers	Extra information	Mark	AO / Spec. Ref.
06.6	<p>any two from:</p> <ul style="list-style-type: none"> smokers had babies with lower birth mass women / smokers / non-smokers with higher BMI had heavier babies smoking had the greatest effect on birth mass in underweight women smoking had the least effect on birth mass in overweight women smoking had less effect on birth mass in overweight and obese women (than in underweight and healthy weight women) 	<p>statements must be comparative allow converse statements allow weight for mass</p> <p>allow obese women have the heaviest / heavier babies allow underweight women have the lightest / lighter babies</p> <p>allow there is only a 365 g difference between the smallest and largest babies</p>	2	AO3 4.2.2.5 4.2.2.6

Question	Answers	Extra information	Mark	AO / Spec. Ref.
06.7	coughs / sneezes (spread virus in droplets)	assume 'it' refers to the virus allow breathing out (spreads virus in droplets)	1	AO1 4.3.1.1 4.3.1.2
	droplets / virus are inhaled	allow droplets / virus are breathed in ignore contact with infected person unqualified allow touch a contaminated surface and then touch your mouth / nose / eyes for 1 mark if no other marks awarded allow kissing for 1 mark only	1	

Question	Answers	Extra information	Mark	AO / Spec. Ref.
06.8	$\frac{17}{100} \times 67\,961\,900$	allow $0.17 \times 67\,961\,900$	1	AO2 4.3.1.4
	= 11 553 523	allow 11 553 500	1	

Question	Answers	Extra information	Mark	AO / Spec. Ref.
<p>06.9</p>	<p>any one from:</p> <ul style="list-style-type: none"> • dry feet thoroughly (after washing) • do not share socks / tights / shoes / towels • use a fungicide • do not walk around barefoot in public / contaminated areas 	<p>allow use foot powder ignore keep feet dry ignore wash feet regularly</p> <p>allow named fungicide allow wear silver(-impregnated) socks</p> <p>allow wear flip flops in public / contaminated areas ignore avoid moist conditions</p>	<p>1</p>	<p>AO2 4.3.1.1 4.3.1.4</p>

Total Question 6	14
-------------------------	-----------

Question 7

Question	Answers	Mark	AO / Spec. Ref.
07	Level 3: The method would lead to the production of a valid outcome. All key steps are identified and logically sequenced.	5–6	AO2
	Level 2: The method would not necessarily lead to a valid outcome. Most steps are identified, but the plan is not fully logically sequenced.	3–4	AO1
	Level 1: The method would not lead to a valid outcome. Some relevant steps are identified, but links are not made clear.	1–2	AO1
	No relevant content	0	

	<p>Indicative content</p> <p>Method 1</p> <ul style="list-style-type: none"> • place ruler on (microscope) stage • focus on (scale on) ruler • measure diameter / width of field of view • in millimetres • replace ruler with slide • focus on cells • use same magnification • estimate / count number of cells that fit (lengthwise) across field of view • (to calculate mean length of onion cells): divide diameter / width of field of view by (estimated) number of cells or divide diameter / width of field of view by 3 cells <p>Method 2</p> <ul style="list-style-type: none"> • focus on cells • note magnification • take a photograph of the image • calculate a mean: <ul style="list-style-type: none"> ○ measure length of several cells (3 or more) cells on the photograph ○ add all image lengths together and divide total by number of cells (to calculate mean cell image length) <p>OR</p> <ul style="list-style-type: none"> ○ measure the length of one cell ○ calculate the real size ○ repeat for other cells (3 or more) ○ calculate the mean real size <ul style="list-style-type: none"> • (mean) size of real cell = (mean cell) image size / magnification <p>General points</p> <ul style="list-style-type: none"> • focus under low power first • using focusing knob • then focus at ×100 magnification • reference to how total magnification is calculated • equation: (mean) size of real cell = (mean cell) image size / magnification <p>For Level 2 attempt at a method to measure cells plus an indication of how to calculate mean length</p> <p>For Level 3 suitable method and calculation of mean length.</p>		<p>4.1.1.2 4.1.1.5 RPA1</p>
--	--	--	-------------------------------------

Total Question 7	6
-------------------------	----------